

**"Your move is our motivation"**

**Douglas Close, Woodford Green, IG6  
Five Bedroom Detached House**

**Monthly Rental Of £3,650**



A DECEPTIVELY SPACIOUS FIVE DOUBLE BEDROOM DETACHED HOME IN THE SECURE GATED DEVELOPMENT OF THE AVENUE. THE PROPERTY INCLUDES A THOUGH LOUNGE / DINING ROOM, STUDY, FITTED KITCHEN / BREAKFAST ROOM, UTILITY ROOM, GUEST CLOAKROOM, EN-SUITE TO MASTER BEDROOM, A FAMILY BATHROOM AND FAMILY SHOWER ROOM.

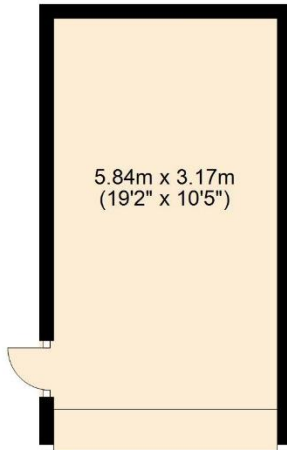
EXTERNALLY THE SOUTHERLY ASPECT REAR GARDEN HAS A LARGE PAVED PATIO, A LAWN WITH PLANTS, SHRUBS TO THE BORDERS, A SUMMER HOUSE, A GARDEN SHED, A WATER TAP, A GATE TO THE FRONT DRIVEWAY AND A DOOR TO THE DETACHED GARAGE. THE DETACHED GARAGE IS OF A VERY GOOD SIZE MEASURING 19' 3" x 10' 5" IN SIZE WITH A DRIVEWAY TO THE FRONT OF THE GARAGE WITH PARKING FOR SEVERAL CARS. TO THE FRONT OF THE PROPERTY THERE ARE PLANTS AND SHRUBS TO THE BORDERS AND AN ARTIFICIAL LAWN.

- A DECEPTIVELY SPACIOUS FIVE DOUBLE BEDROOM HOME
- IN THE SECURE GATED DEVELOPMENT OF THE AVENUE REPTON PARK
- SPACIOUS LOUNGE / DINING ROOM AND STUDY ROOM
- FITTED KITCHEN / BREAKFAST ROOM AND FITTED UTILITY ROOM
- LARGE MASTER BEDROOM WITH EN-SUITE AND FITTED WARDROBES
- FAMILY BATHROOM, SHOWER ROOM AND A GUEST CLOAKROOM

# Floor Plan

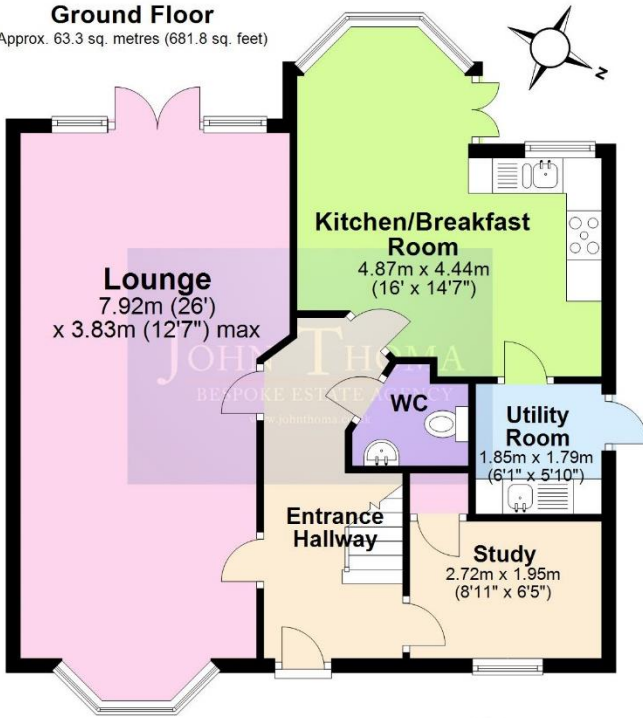
## Detached Garage

Approx. 18.5 sq. metres (199.2 sq. feet)



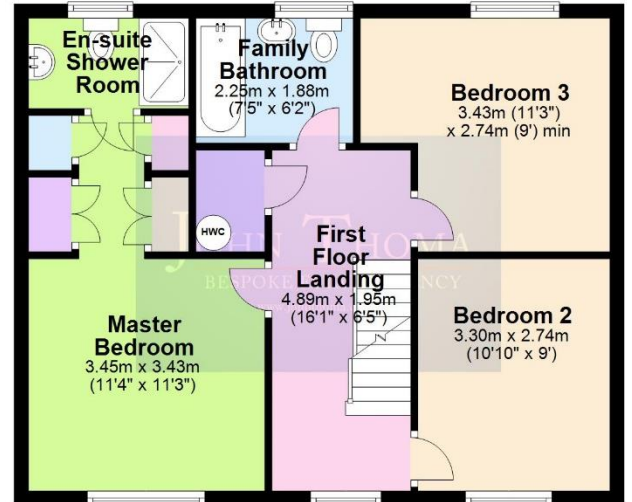
## Ground Floor

Approx. 63.3 sq. metres (681.8 sq. feet)



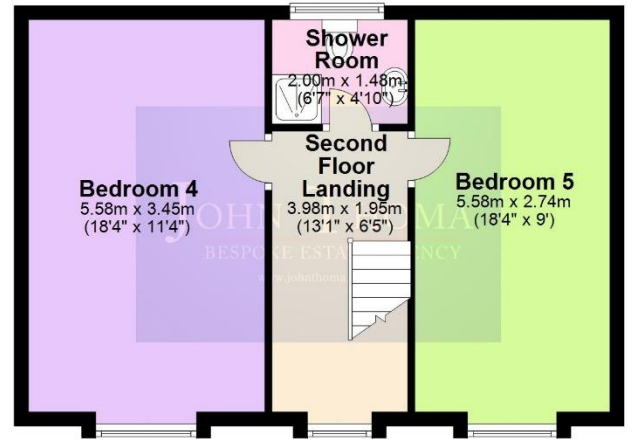
## First Floor

Approx. 56.7 sq. metres (609.9 sq. feet)



## Second Floor

Approx. 46.9 sq. metres (504.6 sq. feet)



Total area: approx. 185.4 sq. metres (1995.6 sq. feet)

Illustrations are for viewing purposes only. Measurements are not to scale. Property Total and Floor Totals are Internal figures only and do not include Garden, Balconies or Terraces if any shown. Plan produced using PlanUp.